

Fasalka labaad

HEERARKA HAGISTA QOYSKA EE MINNESOTA

Waxa ay tahay in canugaada ogaado
Hawlaha iyo tusaalooyink ELA iyo xisaabta
Talooyin ku aadan lahadalka macalimiinta



Ku saabsan hagistan


Qoysaska waxa ay doonayaan in ay ogaadaan waxa canugooda uu ka baranayo iskuulka. Waxay u yihiin canugooda macalinka ugu horeeya uguna muhiimsan.

Waaxda waxbarahsada ee Minnesota ayaa go'aamisa waxa canug walbo uu ka baranayo iskuulka dhamaan xiisadaha. Hagahan waxa uu kaa caawinayaa in aad ku fahamto heerarkaas farshaxanka luqada Ingiriiska (ELA) iyo xisaabta. Tani waxa ay kaa caawin doontaa in aad saaxiib la noqoto canuogaaga macalimiintiisa si looga caawiyo waxbarashada inta lagu guda jiro fasalka labaad.

KAHOR INTA AADAN BILAABIN

Kahor inta aanan dib u eegis ku samayn hagahan, waxaan idinku dhiirigelinaynaa in aad qiimeeysaan heerka xiligan ardaydiina ay ka taagan yihiin fasalka belearninghero.org/readiness-check-mn.





Hagahan waxaa ku jira



Waxa canugaaga ay tahay in uu ogaado uuna aboodi karo in uu sameeyo-

BOGGA 4 AAD ELA IYO BOGGA 10 AAD OO XISAAB AH

Nuxurka ugu mihiimsan (Aqoon & xirfad) ee ardayda ay baranayaan dhamaadka fasalka labaad



Tusaalooyinka ELA-

BOGGA 6 AAD TUSAALOOYIN KU AADAN ELA

Shaqo tusaale ah ee canugaaga ay tahay in uu aboodo in uu sameeyo dhamaadka fasalka 2aad



Hawsha maalinlaha ah ee lagu caawinaayo waxbarashada-

BOGGA 7 AAD ELA IYO BOGGA 12 AAD OO XISAAB AH

Qaababka aad ku caawin karto canugaaga in uu ku barto qoraal muhiim ah iyo xirfado farshaxanka luqada ingiriisiga & Xisaabta



Qaababka loola hadlo macalimiinta-

BOGGA 8 AAD ELA IYO BOGGA 13 AAD OO AH


Sida adiga iyo canugaaga macalinkiisa aad sida wadajir ah ku shaqayn kartaan si looga caawiyo canugaaga in uu horumaro



Qaamuuska ereyada waxbarashada-

BOGA 14 QAAMUUS

Qeexida ereyo aqooneedka guud ee quseeeya fasalka iabaad



Farshaxanka Luqada Ingiriiska

WAXA AY TAHAY IN CANUGAAGA OGAADO IYO WAXA UU ABOODI KARO IN UU SAMEEYO

Inta lagu guda jiro fasalka 2aad, ardayda waqtigooda ugu badan waa in ay ku bixiyaan aqrinta, in ay si qoto dheer uga fikiraan, wax qorida, iyo ka doodista qoraalo tayadooda aad u sareeyso. Ardayda waa in ay si madax banaan u aqriyaan (ayada oo ay la jirto caawintii loo baahnaa) ayna dhagaystaan qoraalada dhawaaqa dheer loo aqriyo. Qoraalada qaar waa in ay ahaadaan kalabar mala-awaal barka kalena aan mala-awaal ahayn. Qoraalada waa in ay matalaan dad kala duwan, aragtiyo, iyo aqoonsiyooy ku jirto codka aragtida tariidhiga ah ee kumeelgaarka ah ee Dakota iyo dadka Anishainaabe.

Si aad u aragto dhammaan heerarka gobolka ELA ee fasalka 2ka fiiri halkan:
education.mn.gov/mde/dse/stds/ela

Kuwa fasalka 2aad dhigta waa in ay fahmaan sida si fican loogu sameeyo kuwan soo socda dhamaadka sanadka.

BARASHADA AQRINTA IYO QORIDA

- ✔ Ku hagaaji xarfaha dhawaaqa saad u higaadiso qorna ereyada inta badan si guud loo higaadiyo (ilaa 5 shibbane)
- ✔ Aqri qoraal la qeexi karo caawin la'aan si aqrinta ay u noqoto mid fasiisx ah
- ✔ Qor jumlado dhamaystiran, oo leh higaad sax ah, xarfo weyneenta, iyo ku joojinta xarakada. Tusaale, isticmaal ". ! ?"
- ✔ Si madax banaan oo nadiif ah u aqri qoraalada heerka fasalka (**Lexile** 420–820, F&P: F–M, DRA: 12-38) oo ay la socotto muujin. Aqri 70-130 ereyo daqiiqadiiba. Ardayda waa in ay fahmaan waxa ay aqrinayaan

WAX KA BARASHADA ADUUNKA AYADOOO LOO MARAAYO QAAB QORAAL

- ✔ Weydii kana jawaab suaalaha ku saabsan sheekooyinka iyo qoraalada kor loogu aqriyo ayaga ama ayaga laftooda ay aqriyaan. Dib u sheeg wixii dhacay una sharax fikradaha muhiimka ah
- ✔ Faham macnaha ereyada aan lagarneynin adoo isticmaalayo sawiro, qormo, liis ereyo, lwm
- ✔ Wax ka qor wixii dhacay ama warbixinta laga bartay qoraalka. Ku dar ciwaan, hordhac, tusaalooyin, iyo dhamaad



FASALKA 2AAD TUSAALOYINKA ELA

Hoos waxaa yaal tusaale qoraal ah oo la badalii karo oo ah heerka fasalka 2aad (qoraalkan waxa lagu muujin doonaa buuggan oo dhan iyo sawiro). Carruurta waa in ay helaan qoraallada noocaan ah ee la badali karo si ay meesha uga saaraan mashqulinta sida lama filaanka ah ay kala kulmaan higgada isla socota ee aan la baranin. Qoraallada kuwan oo kale ah waa inay ku jiraan sawirro oo keliya hal ama 2 jumlad boggiiba.

The Jumping Frog

“Dad,” Mike said, “you said we could have a fun bedtime tale this time. Have you got one that’s fun?” “Yes,” said his dad. “I’ve got one I think you will like. It’s a tale my dad used to like to tell. It takes place in the West a long time back in the past. The name of the tale is The Jumping Frog.”

Once there was a man named Big Jim who had a frog. Big Jim held the frog up and made a speech. “This here is the best jumping frog in the land!” he said. “This frog has speed. It can jump three feet at once. You think your frog can jump? I’ll bet he can’t jump like my frog! In fact, I got ten bucks says there’s not a frog in the land that can jump as fast as this frog. This frog hops like the wind. This frog...”

Well, Big Jim would have kept on bragging, but, just then, a man in a black vest got up and spoke. “My name is Pete. I’m not from here,” said the man. “And I do not have a frog. But if I did, I would take the bet and race your frog.” “Well, shucks,” said Big Jim. “That’s not a problem. Here, take my frog. I’ll run down to the stream and catch you a frog so we each have a frog to compete in the race.” Big Jim handed his frog to Pete. Then he ran off to the stream.

Mike’s dad was not finished telling the tale, but Mike had drifted off to sleep. He gave Mike a kiss and hoped he would have sweet dreams.¹

Hoos waxa yaala tusaale heerka wax qorista ee fasalka 2aad
Hoos waa tusaale heerka qorista fasalka labaad.²

PARTS OF A PLANT

How are the parts of a plant important? Here are some ways the parts of a plant are important. One way is that the roots suck nutrients from the soil so the plants can grow, roots also secure the plant in the ground, so it doesn’t blow away. Another way is flowers, seeds are kept in flowers, and the flower keeps the seeds safe. Stems are also important they carry nutrients through the plant. Also leaves, leaves collect sunlight for food for the plant. And last but not least, seeds, when seed gets in the ground the plants life begins. Those are some things that show how the parts of a plant are important.

Bandhigida mowduuca

Wuxuu weyneeyaa xarafka ugu horeeya ee ereyga jumlada

Erayada kalal gurka iyo weedha (“one way”, “another”, & “also”) waxay ka caawiyaan in ay abaabulaan xaqiida

Isticmaal xaqiigooyin iyo sharaxaad si aad u horumariso qodob walba, adoo sharaxaya waxa qayb walboo ka mid ah dhirta ay sameyso iyo sababta ay muhiim u tahay

Ku joojinta xarakada dhamaadka jumlada waaa mid sax ah

Waxay siisaa hadalo gabagaba ah

¹Shaqadani waxay ku salaysan tahay shaqadii asalka ahayd ee Core Knowledge® Foundation oo lagu helay shati siinta hoos timaada Creative Commons AttributionNonCommercial-ShareAlike 3.0 Unported License. Tani sinaba uga jeebo in Aasaaska Aqoonta Muhiimka ah ay ayidayso shaqadan.

²Tusaale qoraal oo lagu helay ogolaansho ka yimid ardayda saxiibadooda. “Tusaalooyinka qorista ardayga” Gunta gaar, <https://achievethecore.org/category/330/student-writing-samples>



HAWL MAALMEEDKA LAGU CAAWIYO BARASHADA

✦ Kor ugu aqri canugaada. Maalin walbo ugu yaraan 20 daqiiqo sii. Ka hadal waxa ay aqrinayaan, ka doodayaan, iyo wax ka qorista iskuulka

- Kudar caruurta guriga jooga ee maalin walbo u baahan aqrinta, sida cunta karinta, adeegashada, kala saarista iimeelada
- Hayso caruur u qorta qoraalo iyo warqado qaraabada
- Sameey jadwal joogta ah iyo meel lagu qaabeeyo. Si joogta aha u hubi canugaaga in uu dhameeyay shaqada guriga
- Ka qaado kaar lacag la'aan ah maktabada Hennepin County mar walbana isla booqda
- Hayso "Buuga hadalka" wadashekeysiyada. Weydii canugaaga in uu ku sheego fikradaha ugu mihiimsan ereyo ay ayaga leeyihiin. Weydii canugaaga in uu ku tuso meesha laga helo fikrad walba ee kujirta qoraalka
- Doorta wax la la isla barto. Aqri buugaag, onleenka ka fiiri, wax isla sameeya si aad wax badan uga barataan mowduuca la doortay. Waad caawin kartaa canugaaga in uu dhiso aqoontisa uuna jeclaado barashada
- Ku dhiira geli canugaaga in uu isticmaalo qoris dhab ah. Tani waxaa ku jiri karta qoraal maalin walba ah, sida liiska dukaanka, qoraalo, liisaska shaqada, joornaal, buuga jawaabta, ama hal abuur qoraaleed kale





SOO JEEDIN

QAABABKA LOOLA HADLO MACALIMIINTA



1. Maxay tahay canugayga awoodihiisa, sideena ugu isticmaashaa tilmaamaha?
2. Sidee u dooranaysaa qoraalada? Miyuu arki doonaa canugaygaxarfaha iyo mowduucyo ayaga matalaya, meeeshaa ay ka soo jeedaan, iyo aqoonsigooda? Miyuu baran doonaan fikrado cusub iyo kala duwanaashaha xarfaha ayadoo loo marayo qoraalada fasalka?
3. Xarfahee iyo dhawaaqee ayay tahay in uu canugayga xifdiyo marka la joogo xiligan ee sanadka? Canugayga miyuu xifdiyay dhawaaqyadan? Canugayga ma haystaa fursad uu ku aqriyo qoraalo ka caawinaya in ay ku celceliyaan fasirida dhawaaqyada ay baranayaan? Iska hubi in aad ka hadasho waxa aad ku arkaysa guriga
4. Mowduucyadee caruurta ku baranayaan aqrinta? Maxay tahay canugayga in uu fahmo, qoro, kana hadlo taasoo ka dhalatay natiijada waxay aqriyeen? Mowduucyada ku jira taariiqda? Mowduucyada ku jira sayniska?
5. Canugayga ma hadli karaa mana dhagaysan kara dooda fasalka iyo wadashekeysiga? Canugayga miyuu ku tusi karaa in ay fahmeen waxa ay aqrinayaan ayna baranayaan? Hadii aysan jirin, maxaa dhiba ayaga?
6. Sidee inta badan canugayga u aqriyaa heerka qoraalka fasalka asagoo keligiisa ah? Hadii aysan si madax banaan u aqrineynin heerka qoraalka fasalka maxaa u diidayo? Sidee u caawineysaa baahida aqrinta canugayga welina u siinaysaa heerka qoraalka fasalka? Sideen u caawiyaa?
7. Buugaag nooc ee ah ayuu canugayga aqrinayaa inta lagu guda jiro aqrinta madaxa banaan? Miyaa lagu xadeeeyay heer aqrin oo gaar ah?

Macalimiinta

Waalidiinta



100



Xisaab

**WAXA AY TAHAY IN CANUGAAGA
OGAADO IYO WAXA UU ABOODI
KARO IN UU SAMEEYO**

Inta la dhiganaayo fasalka 2aad, ardayda way sii wadi doonaan in ay sii dheereeyaan fahamkooda ku aadan isugeynta & kalajarka, qiimaha tirada, & cabirka, ayagoo awood u yeelanaya in ay ku shaqeyaan tiro 3 god ah oo ayna xaliyaaan su'aalo badan oo aad u adag.

Si aad u aragto dhammaan heerarka xisaabta gobolka ee fasalka 2ka fiiri halkan: education.mn.gov/MDE/dse/stds/Math

Ardayda fasalka 2aad waqtigooda ugu badan waxay ku bixin doonaan barashada mowduucyadan soo socda. Waa in ay ayaga si fiican u fahmaan dhaamaadka sanadka.

BARASHADA XISAABTA EE FASALKA IABAAD

- ✔ Maskaxiyin isku dar tirooyin hal hal god ah. Maskaxiyin u kalajar tiro 20 ama ka yar
- ✔ Fahan qiimaha booska uu kaga jiro tirada saddexda god ah. **Tusaale ahaan, tirada 342 waxay tixraacaysaa 3 oo boqolaad ah, 4 oo tobnaad ah, iyo 2 oo ah hal**

342

- ✔ Isticmaal qiimaha booska adigoo fahmayaa in aad isku darto kalana jarto tiro 2 god iyo 3 god ah. **Tusaale ahaan, $811 - 367 = 444$**

811 - 367 = 444

- ✔ Soo bandhig kana shaqey mas'alooyinka adag ee ku lug leh iskudarka iyo kalajarka
- ✔ ku cabir oo ku qiyaas dhererka halbeegyada caadiga ah, sida sentimitir ama inches. Ka shaqey masalooyinka iskudarka iyo kalajarka ee ku lug leh dheerark



HAWLAHA MAALINLAHA EE LAGU CAAWIYO WAXBARASHADA

- Maalin walba weydii canugaaga suaalaha iskudarka iyo kalajarka. **Tusaale ahaan, “Maanta waxaan rabnaa in aan ku bixino 70 daqiiqo wax aqrin iyo xujo sameeyn. 25 daqiiqo waxay noqon doontaa in lasameeyo xujo. Meeqo daqiiqo ayaan aqrin doonaa?”**

$$70-25=$$

- Sameey iskudar iyo kalajar maskaxiyahan oo ah tiro 1 iyo 2 god ah
- Iskudar su’aalaha ah kowaad iyo kowaad, tobanaad iyo tobanaad, boqolaad iyo boqolaad. **Tusaale ahaan, ka shaqey 413 + 281**

$$413 + 281$$


- Ku tiiri walxaha 2s, 3s, 5s, 10s, iyo 100s
- Sida wadajir u wada ciyaara board iyo card games taasoo ku lug leh istiraatiijiyada xisaabta ama dhibca kordhinta
- Sameey iskudarka iyo kalajarka ku lug leh waqtiga. **Tusaale ahaan, “Ilaa intee daqiiqo inka badan ayaa ka dhiman jiifashada?”**
- Si isku mid aha ugu qeybi cuntada fudud xubnaha qoyka
- Sameey badal sax ah raadina wadarta qiimaha wadajirka ah ee baqaarka
- Cabir walxaha guriga agagaarkisa yaala qiyaasna dhererkooda



QAABKA LOO LA HADLO MACALINKA

1. Mas'alooyin noocee ah ayay caruurta barnayaan sandakan si ay uga shaqeeyaan?
2. Sidee canugayga uu u horumarinayaa fahamka waxyaabaha muhiimka ah ee fasalka? Mala wadaagi kartaa warcusub oo gaar ah?
3. Sidee canugayga uu ugu qaabilaa hawlaha adag ee xisaabta. Sideen ku dhiiri gelin karaa ayaga si ay u bartaan qoraalada ku adag?
4. Canugeyga maxay tahay in uu fahmo kana hadlo oo ah wixii uu bardeen?
5. Canugayga maku tusi karaa inay fahmayaan waxay bardeen? Hadii aysan jirin, maxaa dhiba ayaga? Sideen u caawiyaa?
6. Sideen uga dhigaa barashada xisaabta mid wanaagsan?

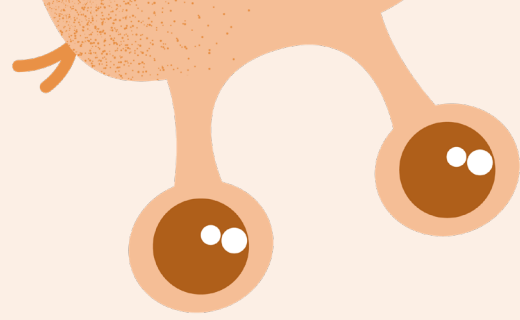
Su'aalo



REFERENCES

Minnesota Department of Education Academic Standards <https://education.mn.gov/mde/dse/stds>

Seek Common Ground Family Guides <https://seekcommonground.org/family-guides>



Qaamuuska ereyada waxbarashada

Aqoonyahanada waxay ku dhex isticmaalaan iskuulka erayo micno gaar ah leh. Fahamka erayadaas waxay kaa caawin doonaan in aad macalinka la hadasho!

FASIRID



Awooda sida saxda ah looqu dhawaaqi karo ereyada taasoo ku salaysan aqoonta xirirka dhawaaqa xarfaha. Tusaale ahaan, ardayda baratay dhawaaqa ingirirsiga /a/, /c/, & /t/ way higaadin karaan "cat".

EREYADA LA HIGAADIN KARO

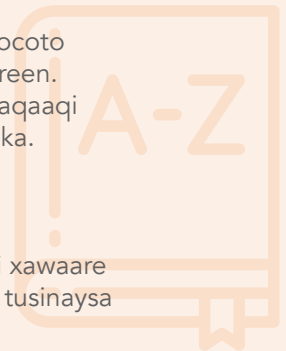


Buugaagta leh dhawaaq iyo higad isla socoto ee macalimiinta ay horay fasalka ugu bareen. Ardayda way higaadiin karaan am ku dhaqaaqi karaan inta badan ereyada ku jira qoraalka.

FASEEXNIMO



Marka ay ardayda wax ku aqrin karaan si xawaare leh, oo sax ah, & muujin haboon taasoo tusinaysa in ay fahmayaan waxa ay aqrinayaan.



LEXILE®

Tiro caan ah (l.e Tiro ahaan) hab ay isticmaalan ardayda, macalimiinta, iyo waaalidiinta si loo soo bandhigo laba shay:

Heerka ardayga wax aqrintiisa shaqsiyadeed
Adkaanshaha qoraalka

Badanaa waxaad ka heli kartaa nambarka Lexile buuga dhabarkiisa ama adoo ka raadiya ciwaanka www.lexile.com.

Heerarka lexile ee ku haboon fasalka:

Fasalka 2-3 heerka 420–820

Fasalka 4-5 heerka 740–1010

Fasalka 6-8 heerka 925–1185


Waxa jira siyaabo kale oo lagu qiimayn karo heerka akhrinta ardayga, weydii macalinkaaga waxay ku adeegsadaan dugsigaaga.

QIIMAHA BOOSKA

God walba oo tiro ku jira waxaa uu leeyahay qiimo saldhig u ah booskiisa uu kaga jiro tirada. Tusaale ahaan, nambarka 548, godka 5 waxaa uu ku jiraa booska boqolaad ee qiimaha booska, qiimeynta booskiisa waa 500. Godka 4, waxa uu ku jiraa booska tobnaad, qiimaha booskiisa waa 40. Godka 8 waxa uu ku jiraa booska koowaad, qiimaha booskiisana waa 8.

HEERKA WAX ARQRINTA

Macalimiinta inta badan waxay ku cabiraan heerka ardayga wax aqrintiisa, badanaa waxaa lagu asteeyaa xaraf ama Lexile tiro. Tani waxa aya macalimiinta ka caawineysaa in ay ogaadaan waxa ardayda u baahan yihiin in ay bartaan. Laakiin mararka qaar, caruurta waxaa keliya loo ogolyahay in ay aqriyaan qoraalada heerkaas ah. Ka digtoonow kudhaqankan. Caruurta waa in aan lagu xadeeynin aqrinta qoraalada keliya ee la siman ama ka hooseeya ujeedada heerka hiigsigooda fasalka.



QORAALADA

Handwriting practice lines consisting of solid top and bottom lines with a dashed middle line.



Waxaa kuu keenay ururka aan faa'iido doonka ahayn, Dugsiyada Great MN. Ogow waxbadan & oo ugu deeq greatmnschools.org.

Nala wadaag waxa aad ku samaysay gaadkan!

